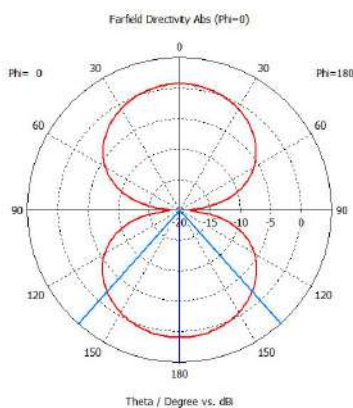




## POD TRAK

### Technical Specifications

- **RF protocol** EPC global Class 1 Gen 2
- **Frequency** 860-928 MHz (Global)
- **IC type (chip)**<sup>1</sup> Impinj M781
- **Chip memory**<sup>2</sup> 128 bits EPC, 96 bits TID, 512 bits user memory
- **Read range off metal**<sup>3</sup> Up to 36.10 ft (11 m)
- **Polarization** Linear
- **Radiation pattern off metal**



### Key Features

- + **Global frequency:** for cross-regions
- + **Transparent housing:** for barcodes and human readable information
- + **Printable and encodable:** for serialization with unique ID
- + **IP68 rating:** withstand washdowns
- + **Industrial adhesive and rivet holes:** rugged mounting systems
- + **11m:** read from far and at height

### Applications

- Plastic bulk bins, crates, pallets
- Returnable packaging
- Inventory management
- Distribution and fulfillment centers
- Complex supply chains

### Environmental Specifications

#### Temperatures



- Operational -40°C to +85°C
- Survival -40°C to +85°C

- **IP rating** IP68
- **Compression strength** 500 psi (3500 kPa)
- **Shock** 3ft (1 m) to concrete/granite
- **Vibration** MIL-STD-810C
- **Warranty** 1 year

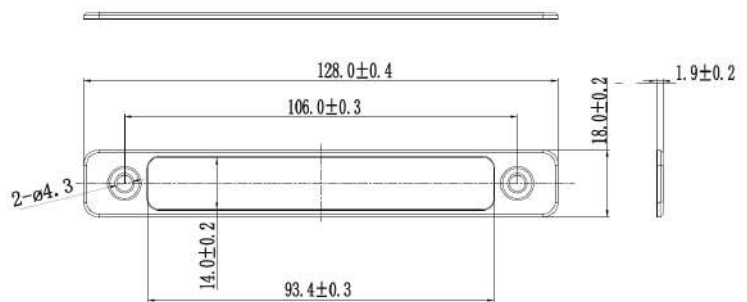
<sup>1</sup> The chip data retention is up to 50 years, based on chip operating under general environment conditions.

<sup>2</sup> EPC and User Memory can be re-programmed, password protected, or permanently locked. TID is locked and unique at the point of manufacturing.

<sup>3</sup> Fixed reader

## Physical Specifications

- **Material** PC carrier,  
White thermal transfer face stock
- **Dimensions (in)**<sup>1</sup> 5.04x 0.71 x 0.07
- **Dimensions (mm)**<sup>1</sup> 128 x18 x1.90
- **Weight** 0.16 oz (4.60g)



## Mounting Systems

- Pop rivets
- Screws
- Industrial adhesive

## Installation Instructions

1. Handle the tag by edges, peel the release liner from back ensuring not to touch the adhesive.

2. Place the tag in the desired tagging location and firmly apply even pressure to the tag for 5 seconds.

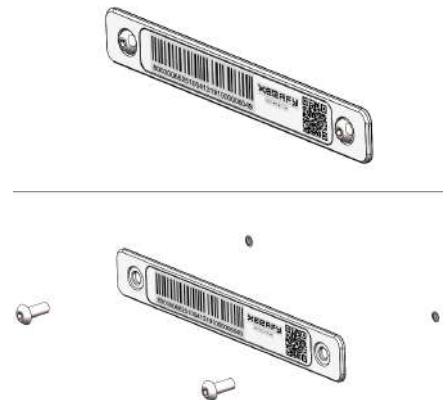
Use M4 rivets for attachment:

- Drill two holes (Ø 4.30) in the item surface, pitch: 106 mm.
- Utilize M4 rivets in conjunction with a rivet gun to securely fasten the tag onto the item surface.

Use M4 screws for attachment:

- Drill two holes (Ø 3.20) in the item surface, pitch: 106 mm.
- Perform a M4 thread tapping procedure.
- Utilize M4 screws to securely attach the tag to the item surface.

<sup>1</sup> Tolerance: L: +/- 0.016, W/H: +/- 0.008; L: +/- 0.400, W/H: +/- 0.200



## Industry Compliance



## Order Information

Pod Trak: X0360-GL111-M781

## Customization Options

Encoding

Password Locking

Printing

The information provided by Xerafy Singapore Pte. Ltd. is for general information purposes only. All information on the datasheet is provided in good faith. However we make no representation or warranty of any kind, express or implied, regarding the accuracy, adequacy, validity, reliability, availability, or completeness of any information on the datasheet.

Under no circumstance shall we have any liability to you for any loss or damage of any kind incurred as a result of the use of the product or reliance on any information provided on the datasheet. Your use of the product and your reliance on any information on the datasheet is solely at your own risk.