



Product overview


Advantenna-p13 is a compact RFID UHF antenna with circular polarization and a radiation pattern characterized by a 40° beam width in the endfire direction and a 90° beam width in the broadside direction. This radiation pattern makes this antenna ideal for many RFID applications such as:

- Loss prevention systems
- Portals, tunnels
- Corridors
- Doors

Connector options



Flange straight



Flange right angle



Edge mount

Benefits:

- Narrow beam in the endfire direction
- Wide beam in the broadside direction
- High gain
- Very thin form factor
- Cost effective

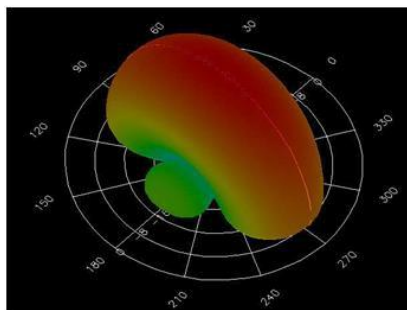
Applications:

- Loss prevention systems
- Portals
- Doors and corridors
- Tunnels

Specifications

Operating Frequency EU Version	865 - 868 MHz (ETSI EN 302 208)
Operating Frequency US Version	902 - 928 MHz (FCC part 15)
Operating Detection distance	Up to 4.0 m
Radiation pattern	Fan beam
Gain	6.8 dBi (EU version), 6.9 dBi (US version)
Beam width	40° / 90°
Sidelobe level	< -15 dB
Polarization	Circular
Input Impedance	50 Ω
Connector	SMA or MCX Flange, flange right angle, or edge mount In case of edge mount can be mounted on the long side or on the short side of the antenna
IP rating	IP65, IP68 Dust resistant, even in high concentration Resistant to normal water jets for at least 3 minutes Immersion resistant (up to 1m for up to 30 minutes)
Temperature range	-20°C to +80°C
Size excluding connector	417 mm x 137 mm x 3.3 mm 16.3 inches x 5.4 inches x 0.13 inches
Size with edge mount connector	417 mm x 137 mm x 8 mm 16.3 inches x 5.4 inches x 0.3 inches
Size with flange mount connector	417 mm x 137 mm x 15 mm 16.3 inches x 5.4 inches x 0.6 inches
Antenna weight	350 g


Radiation pattern





Mechanical specifications


With flange straight or flange right angle connector




View from the side that radiates

Antenna Board Thickness = 3.3 mm (0.13 in)

Holes \varnothing = 3.3 mm (0.13 in)



With edge mount connector in the short side



View from the side that radiates

Antenna Board Thickness = 3.3 mm (0.13 in)

Holes \varnothing = 3.3 mm (0.13 in)





Product codes for ordering

ADAN-p13	FF	-	CS	COR	CT	-	mmm	
								FF = frequency band
	EU							865,6 MHz - 867,6 MHz
	US							902,0 MHz - 928,0 Mhz
								Connector shape
			ES					Edge mount, at the short side of the antenna
			FL					Flange straight
			FR					Flange right angle
								Connector orientation (only for right angle SMA connector)
								Default orientation
				90				Rotated 90° counterclockwise
				180				Rotated 180° counterclockwise
				270				Rotated 270° counterclockwise
								Connector type
					SMA			SMA connector
					MCX			MCX connector (only available in edge mount and flange straight)
								Model
							200	Model number

Examples:

- **ADAN-p13EU-ESSMA-200:**
 - Advantenna-**p13**
 - Frequency band : 865,6 MHz - 867,6MHz
 - **Edge mount** connector, placed at the short side of the antenna
 - **SMA** connector
 - Model **200**

- **ADAN-p13US-FRSMA-200:**
 - Advantenna-**p13**
 - Frequency band : 902,0 MHz - 928,0Mhz
 - **Flange right angle** connector
 - Default connector orientation
 - **SMA** connector
 - Model **200**

- **ADAN-p13EU-FR270SMA-200:**
 - Advantenna-**p13**
 - Frequency band : 865,6 MHz - 867,6MHz
 - **Flange right angle** connector
 - Connector rotated 270° counterclockwise
 - **SMA** connector
 - Model **200**