

Product overview


Advantenna-p11 is a compact RFID UHF Antenna, with a very thin form factor, circular polarization and a radiation pattern characterized by a wide beam in all directions in one hemisphere.

This radiation pattern and its thin form factor make this antenna ideal for many RFID applications such as smart shelves, smart displays, smart panels and smart tables or other surfaces.


Connector options



Flange straight



Flange right angle



Edge mount

Specifications

Operating Frequency EU Version	865 - 868 MHz (ETSI EN 302 208)
Operating Frequency US Version	902 - 928 MHz (FCC part 15)
Operating Detection distance	Up to 3 m
Radiation pattern	Wide beam in both directions in one hemisphere
Gain	3.2 dBi (EU version), 3.3 dBi (US version)
Beam width	100° / 100°
Polarization	Circular
Input Impedance	50 Ω
Connector	SMA or MCX Flange straight, flange right angle or edge mount
IP rating	IP65, IP68 Dust resistant, even in high concentration Resistant to normal water jets for at least 3 minutes Immersion resistant (up to 1m for up to 30 minutes)
Temperature range	-20°C to + 80°C
Size excluding connector	137 mm x 137 mm x 3.3 mm 5.4 inches x 5.4 inches x 0.13 inches
Size with flange connector	137 mm x 137 mm x 15 mm 5.4 inches x 5.4 inches x 0.6 inches
Size with edge mount connector	137 mm x 137 mm x 8 mm 5.4 inches x 5.4 inches x 0.3 inches
Antenna weight	115 g

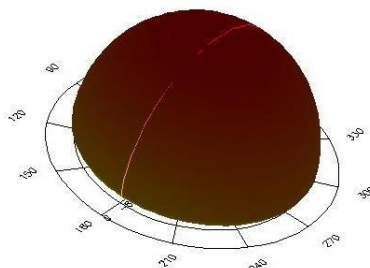
Benefits:


- Very thin form factor (15 mm with flange connector)
- Good performance
- Cost effective

Applications:

- Smart shelves
- Smart panels
- Smart tables
- Smart surfaces in general

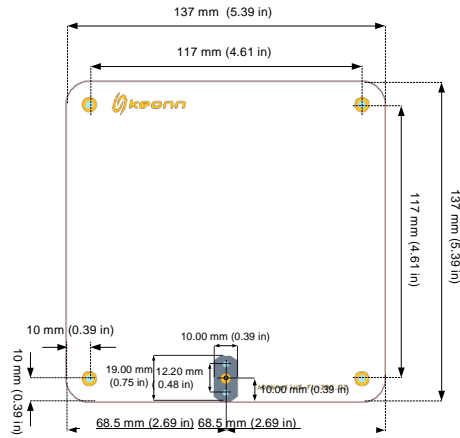
Radiation pattern





Mechanical specifications


With flange straight or flange right angle connector



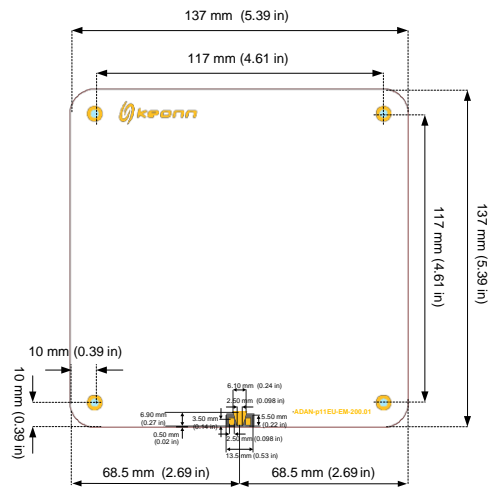
View from the side that radiates

Antenna Board Thickness = 3.3 mm (0.130 in)

Holes \varnothing = 3.3 mm (0.13 in)




With edge mount connector




View from the side that radiates

Antenna Board Thickness = 3.3 mm (0.130 in)

Holes \varnothing = 3.3 mm (0.13 in)



Advantenna-p11™



Product codes for ordering

ADAN-p11	FF	-	CS	COR	CT	-	mmm	
								FF = frequency band
	EU							865,6 MHz - 867,6 MHz
	US							902,0 MHz - 928,0 Mhz
								Connector shape
			EM					Edge mount
			FL					Flange straight
			FR					Flange right angle
								Connector orientation (only for right angle SMA connector)
								Default orientation
				90				Rotated 90° counterclockwise
				180				Rotated 180° counterclockwise
				270				Rotated 270° counterclockwise
								Connector type
					SMA			SMA connector
					MCX			MCX connector (only available in edge mount and flange straight)
								Model
							200	Model number

Examples:

- **ADAN-p11EU-EMSMA-200:**
 - Advantenna-**p11**
 - Frequency band : 865,6 MHz - 867,6MHz
 - **Edge mount** connector
 - **SMA** connector
 - Model **200**
- **ADAN-p11US-FRSMA-200:**
 - Advantenna-**p11**
 - Frequency band : 902,0 MHz - 928,0Mhz
 - **Flange right angle** connector
 - Default connector orientation
 - **SMA** connector
 - Model **200**
- **ADAN-p11EU-FR270SMA-200:**
 - Advantenna-**p11**
 - Frequency band : 865,6 MHz - 867,6MHz
 - **Flange right angle** connector
 - Connector rotated 270° counterclockwise
 - **SMA** connector
 - Model **200**